

6 EASY STEPS TO USING YOUR DRY POWDER INHALER

1. OPEN

Open the inhaler.

2. SLIDE

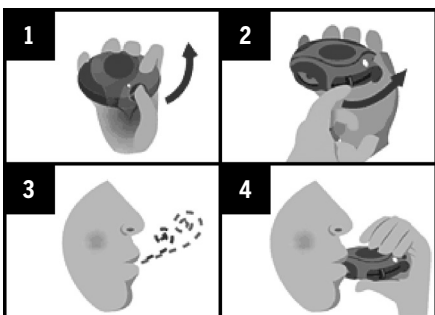
Slide the lever over, holding the inhaler level like a hamburger.

3. EXHALE

Breathe out completely.

4. INHALE

Inhale a fast, deep breath.



5. HOLD

Hold your breath and count to 10.

6. AWAY

Breathe out, away from the inhaler.

6 EASY STEPS TO USING YOUR DRY POWDER INHALER

1. OPEN

Open the inhaler.

2. SLIDE

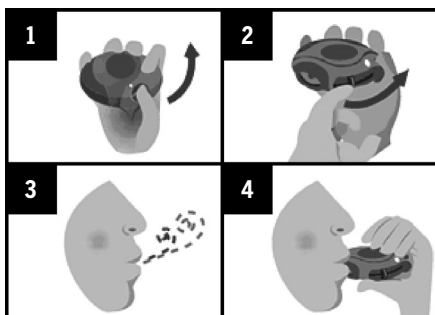
Slide the lever over, holding the inhaler level like a hamburger.

3. EXHALE

Breathe out completely.

4. INHALE

Inhale a fast, deep breath.



5. HOLD

Hold your breath and count to 10.

6. AWAY

Breathe out, away from the inhaler.

6 EASY STEPS TO USING YOUR DRY POWDER INHALER

1. OPEN

Open the inhaler.

2. SLIDE

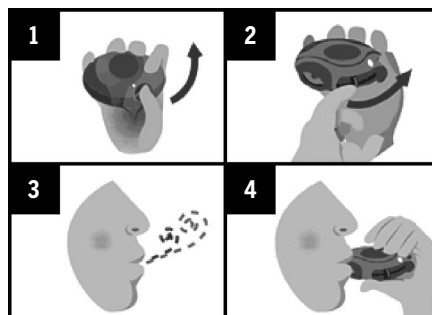
Slide the lever over, holding the inhaler level like a hamburger.

3. EXHALE

Breathe out completely.

4. INHALE

Inhale a fast, deep breath.



5. HOLD

Hold your breath and count to 10.

6. AWAY

Breathe out, away from the inhaler.

6 EASY STEPS TO USING YOUR DRY POWDER INHALER

1. OPEN

Open the inhaler.

2. SLIDE

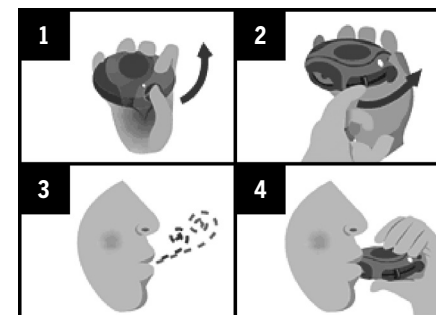
Slide the lever over, holding the inhaler level like a hamburger.

3. EXHALE

Breathe out completely.

4. INHALE

Inhale a fast, deep breath.



5. HOLD

Hold your breath and count to 10.

6. AWAY

Breathe out, away from the inhaler.

Brought to you by this pharmacy and the National Community Pharmacists Association

Brought to you by this pharmacy and the National Community Pharmacists Association

Brought to you by this pharmacy and the National Community Pharmacists Association

Brought to you by this pharmacy and the National Community Pharmacists Association